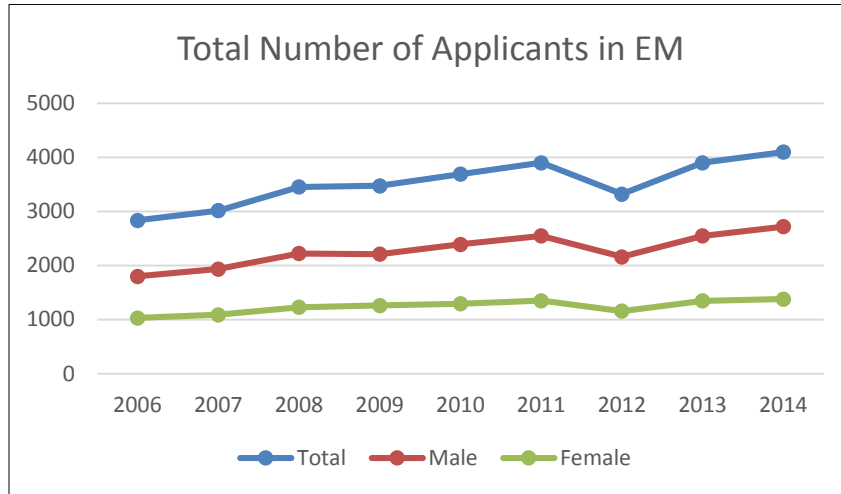


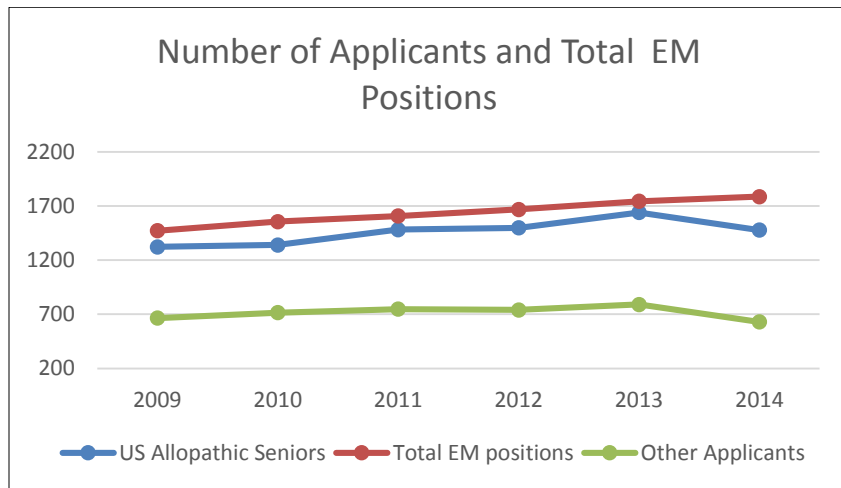
State of EM in the Match 2014-15



After a dip in 2012, the total number of applicants continues its steady rise.

Note: there are minor variations in numbers reported by ERAS and NRMP

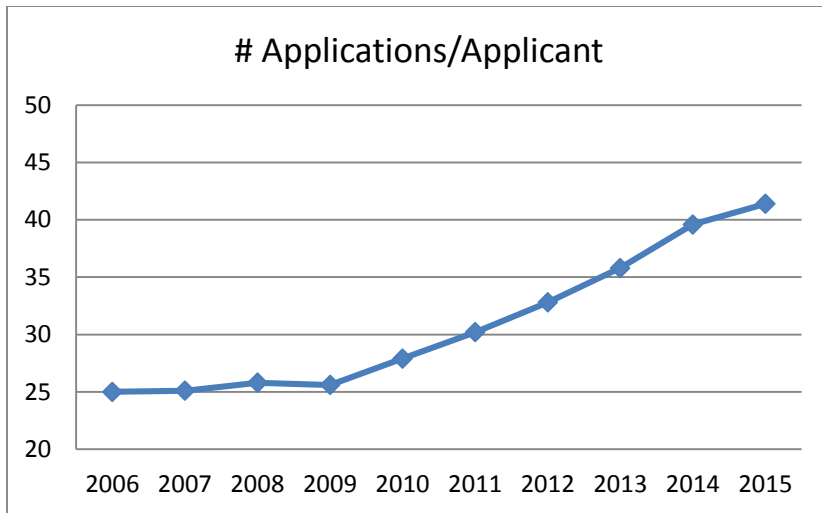
National Resident Matching Program, Results and Data: 2014 Main Residency Match®. National Resident Matching Program, 2014.



The number of EM positions continue to be larger than the number of US **allopathic** seniors applying.

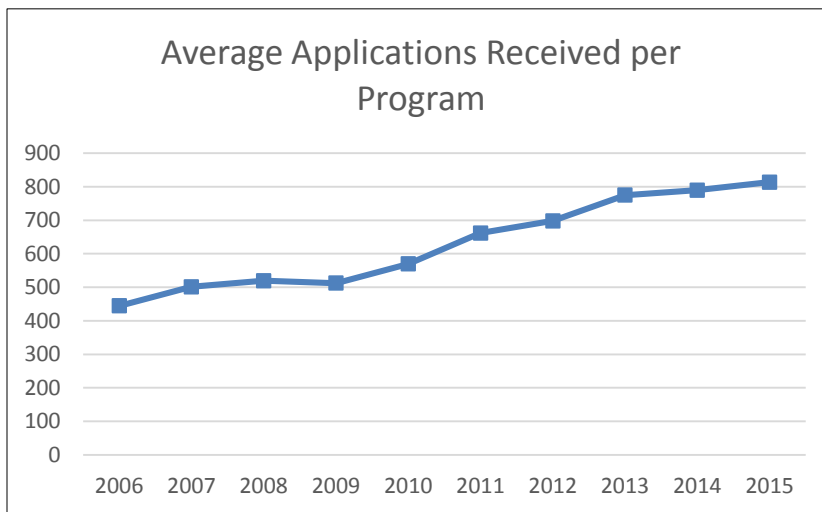
There is room for osteopathic and international grads.

National Resident Matching Program, Results and Data: 2014 Main Residency Match®. National Resident Matching Program, 2014.



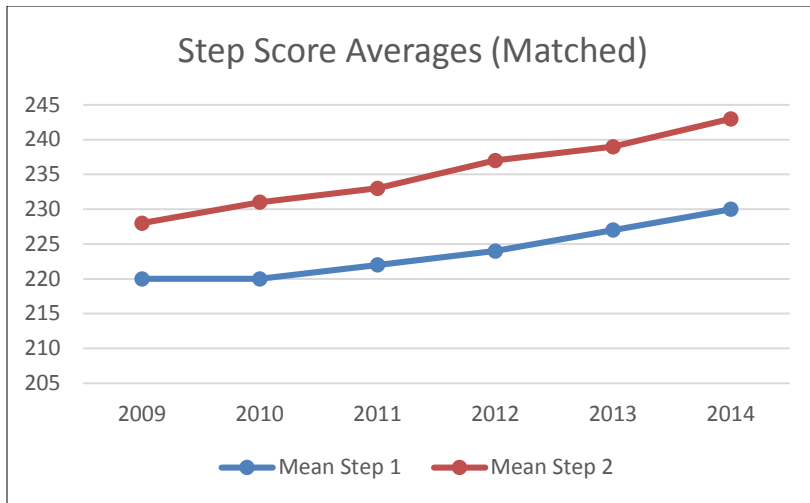
The number of applications per applicant continues to rise - now over 40/person

ERAS 2015 Emergency Medicine Preliminary Data <https://www.aamc.org/services/eras/stats/>



The increasing number of applicants and applications per person is reflected in the significant rise in number of applications received by programs

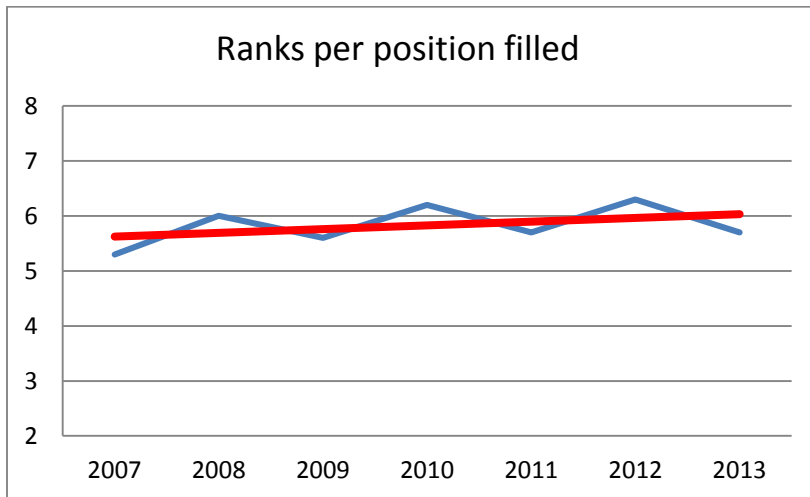
ERAS 2015 Emergency Medicine Preliminary Data <https://www.aamc.org/services/eras/stats/>



Both Step 1 and 2 scores are rising fairly rapidly.

EM Board scores are almost exactly the national average for all specialties

Charting Outcomes in the Match. Prepared by the National Resident Matching Program (NRMP) Aug 2014.



Very slight rise in the number of ranks programs need to fill.

Does not seem to bear out the fear that programs are interviewing the same outstanding applicants and will need to go much deeper into list to fill all slots.

Charting Outcomes in the Match. Prepared by the National Resident Matching Program (NRMP) Aug 2014.

**Table 1. A Comparison of Matched US Seniors*
Across Specialties with > 1000 Spots (&
Orthopedics) 2014**

Metrics	All Spec.	<i>EM</i>	Ortho (<1000)	IM	Gen Sx	OB/GYN	Anesthesia	Family	Pedi	Psych
% US Senior applicants matching	95.2	93	77	97	85	91	96	96	96	96
USMLE Step I	230	230	245	231	232	226	230	218	226	220
USMLE Step II	243	243	251	243	245	242	241	234	241	233
% AOA	16	12	32.2	16.4	15.3	12.6	10.6	8	12.9	4.9
% Top 40 School	32.7	29.3	33	35.9	32.5	29.8	29.3	28	31.4	34.5
Research Experience	2.7	2.2	3.7	2.6	3.1	2.7	2.5	1.7	2.2	2.5
Abstract, Presenting, Publication	4.2	2.9	6.7	3.9	4.4	3.3	3.3	2.3	3	3.8
Work Experience	3	3.4	3	2.7	3	3.1	2.9	3.6	2.9	2.9
Volunteer Experience	7.1	7.1	7.1	6.7	6.7	8.3	6.6	7.8	8.2	6.6

Source: Charting Outcomes in the Match: Characteristics of Applicants Who Matched to Their Preferred Specialty in the 2014 Main Residency Match. 5th Ed. Prepared by the National Resident Matching Program (NRMP) Aug 2014.

*US Seniors are defined by the NRMP as graduating 4th year medical students from *Allopathic* schools.

Academic Metrics	Extracurricular Metrics
-------------------------	--------------------------------

Table 2. A Comparison of Residency Programs Across Specialties with > 1000 Spots (& Orthopedics) 2014

Metrics	<i>EM</i>	Ortho	IM	Gen. Surgery	OB/GYN	Anesthesia	Family	Pedi	Psych
Total % of specialty spots filled	99.2	99.7	99.1	99.4	99.4	97.6	95.8	99.5	97.7
% of specialty spots filled by US Seniors	77.7	93.4	48.5	76.5	76.5	71.9	45	68.9	51.8
# of ranks needed per spot to fill	6.3	4.4	6.5	5.1	4.9	7.0	5.6	6.9	4.9

Source: Charting Outcomes in the Match: Characteristics of Applicants Who Matched to Their Preferred Specialty in the 2014 Main Residency Match. 5th Ed. Prepared by the National Resident Matching Program (NRMP) Aug 2014.

How Competitive Are We?

Looking at the NRMP Match Data, EM is actually “average” with regard to other specialties. When compared to a widely recognized “very competitive” specialty such as Orthopedic Surgery, Emergency Medicine has remarkably lower metrics for academic and extracurricular performance. EM might be considered more competitive than all of the larger specialties except for General Surgery and OB/GYN; both need to rank fewer applicants to fill each training spot and do so with similar percentages of US Seniors when compared to EM suggesting that they might have a competitive advantage.

Conclusion: While we have seen increased competitiveness of applicants applying to EM programs, so too have other specialties.